

ASPIRE Curriculum - Key Principles:

A whole school curriculum with high expectations and excellence delivered rigorously through well sequenced subjects, progression in generative knowledge, rich vocabulary, concepts and skills,

Stimulating enquiring minds by providing rich and relevant experiences, purposeful and connected learning, and creative thinking

Placing nurturing, lifelong learning behaviours – resilience, risk taking, independence, perseverance, and pride in success - at the heart of our curriculum

Inclusivity and flexibility which allows us to cater for individual needs, abilities and interests

Revisiting key knowledge, skills and vocab, so pupils know more and remember more

Encompassing the Whole Child – developing their faith, values, spirituality, health and well-being, and understanding of the world we live in, their future role in our culturally diverse community and country where equality and tolerance is promoted

Luke 1:37 "For with GOD nothing shall be impossible"

#ASPIRE



End of Reception Expectation

- Write recognisable letters, most of which are correctly formed
- Spell words by identifying sounds in them and representing the sounds with a letter or letters
- Write simple phrases and sentences that can be read by others

Fine Motor Skills



Luke 1:37 "For with GOD nothing shall be impossible"

#ASPIRE

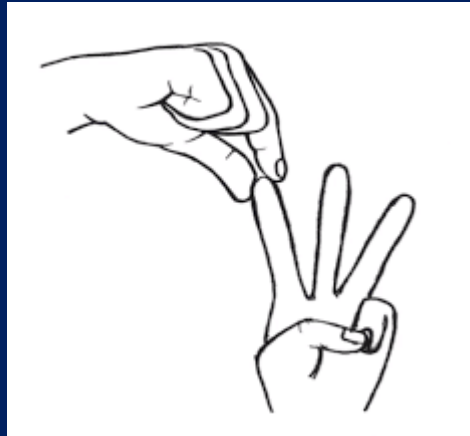
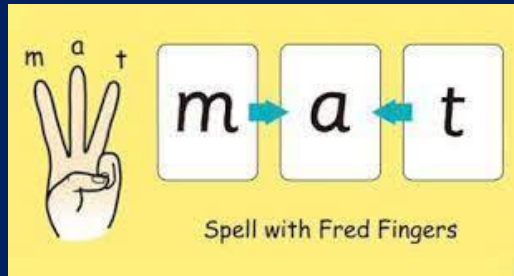


Write recognisable letters, most of which are correctly formed


- Read, Write Inc letter patterns
- Hold pencil correctly
- Correct posture



Spell words by identifying sounds in them and representing the sounds with a letter or letters



- Say the word
- Use Fred Finger
- Pinch the sounds
- Write the sounds
- Use a sound mat
- Read the sounds



Write simple phrases and sentences that can be read by others

- Talk about their ideas
- Say their sentence
- Hold the sentence
- Write word by word
- Read the sentence back




Fine Motor Skills –

At home **Dough Disco** Week 1

Move 1 Squeeze

Warming up the dough by simply squeezing in one hand and then passing the dough to the other hand and squeezing it as hard as possible again. This move needs to be repeated about three times in each hand. I also 'squeeze' in between different moves, like after a sausage and before a ball it!



Move 2 Ball it!


Place the Disco Dough between your two palms and roll it! Keep going till your dough forms a ball shape. In winter call it a snowball, in summer a beach ball...! The ball comes before we 'Pat it' - move three. It is also essential before we dive our fingers in. The ball is essential for palm awareness.



At home **Dough Disco** Week 2

Move 3 Pat it!

Take the 'ball' move 2 and flatten it with the other hand. Swap hands so both sides of the dough pancake get flattened. This gives you a dance floor in which the fingers can take turns at dancing on!



Move 4 Single fingers

Take each finger in turn and dance on the flattened Disco Dough dance floor. Call them the correct names! 'Go Tommy Thumb!' 'Go Peter Pointer!' 'Go Toby Tail!' 'Koby King do your thing!' 'Baby Small he's the best groover of all!' Change hands and then let the other fingers go to the Dough Disco, don't forget their names as well. Saying the names helps young children gain more awareness over their fingers.




Dough Disco Time!

Luke 1:37 "For with GOD nothing shall be impossible"

#ASPIRE



Musical Drawing Time




Listen to the music and make
your lines...

Luke 1:37 "For with GOD nothing shall be impossible"

#ASPIRE



What the Ladybird Heard



Luke 1:37 "For with GOD nothing shall be impossible"

#ASPIRE



Draw your farm

What animals are on your farm?

Draw your farm then label it

Say it – Pinch fingers – Write – Read it back



Luke 1:37 "For with GOD nothing shall be impossible"

#ASPIRE



Farmer Clegg wants to know...

What animal do you have?

Say it – hold it – write it – read it